

SINCE 1908
wessels
 company

SUBMITTAL

FXA-SERIES

WATER WELL & PRESSURE BOOSTER
 EXPANSION TANKS

Models: FXA-35 to FXA-800L

Submittal Sheet No. C-1004C Rev. 2 1/28/2019

Job Name _____	Submitted By _____	Date _____
Location _____	Approved By _____	Date _____
_____	Order No. _____	Date _____
Engineer _____	Notes _____	_____
Contractor _____	_____	_____
Sales Rep. _____	_____	_____

Description:

Wessels patented type FXA tanks are ASME replaceable bladder type pre-charged water well & pressure booster expansion tanks for commercial and industrial well and water systems, booster systems, or other potable water applications. They are designed to deliver water under pressure between pump cycles to provide sufficient flow to meet demands. The water is contained in a butyl bladder. All FXA hydro-pneumatic tanks can be installed vertically or horizontally. Products comply with NSF/ANSI Standard 61.

Construction:

Shell: Carbon Steel
 Heads: Carbon Steel
 Exterior: Carbocoat 140 - Harvester Red
 Bladder: Heavy Duty Butyl
 FDA Approved
 NSF 61 Listed
 System Connection: Epoxy lined

Design Parameters:

Maximum Design Pressure: 125 PSIG*
 Temperature Range: -20°F to 240°F

*150, 200 & 250 PSIG available

Model Number	Part Number	Tank Volume (Gallons)	Tagging Information	Quantity
FXA-35	21010035	10		
FXA-50	21010050	13		
FXA-85	21010085	23		
FXA-130	21010130	35		
FXA-200	21010200	53		
FXA-300	21010300	79		
FXA-400	21010400	106		
FXA-500	21010500	132		
FXA-600	21010600	158		
FXA-800L	21010805	211		

Typical Specification


Furnish and install, as shown on plans, a _____ gallon _____" diameter X _____" (high) pre-charged steel water well & pressure booster expansion tank with replaceable heavy-duty butyl bladder. The tank shall have NPT epoxy lined system connections and a 0.302"-32 charging valve connection (standard tire valve) to facilitate the on-site charging of the tank to meet system requirements, a pressure gauge, and bladder integrity monitor. The tank must be constructed in accordance with most recent addendum of Section VIII Division 1 of the ASME Boiler and Pressure Vessel Code. Products comply with NSF/ANSI Standard 61.

Each tank shall be Wessels model number FXA-_____ or approved equal.



SINCE 1908
wessels
 company

101 Tank Street Greenwood, IN 46143
 P: 317-888-9800 F: 317-865-7411
 www.westank.com



SINCE 1908
wessels
 company

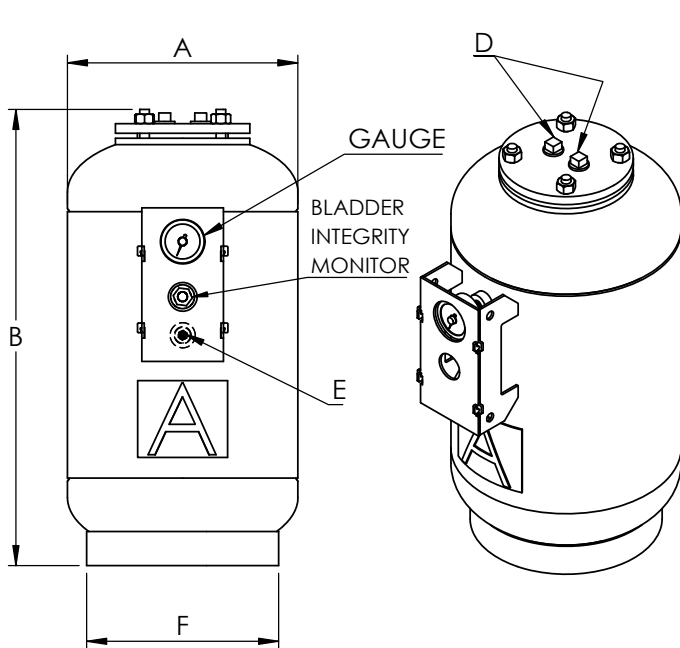
SUBMITTAL

FXA-SERIES

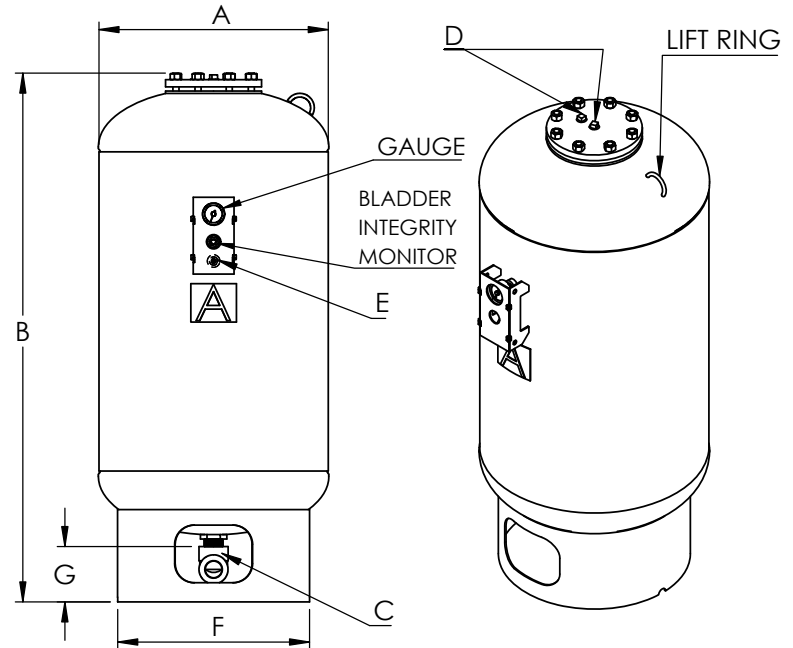
WATER WELL & PRESSURE BOOSTER
 EXPANSION TANKS

Models: FXA-35 to FXA-800L

Submittal Sheet No. C-1004C Rev. 2 1/28/2019



FXA-35 & FXA 50



FXA-85 TO FXA-800L

Dimensions & Weights:

Model Number	Dimensions in Inches						Approx. Shipping Weight (lbs)	
	A	B	System Connection		Charging Valve	F		G
			C	D	E			
FXA-35	12	23 1/2	-	3/4 NPT	0.302"-32NC	10	-	40
FXA-50	14	24				10	-	50
FXA-85	16	37	1 NPT	3/4 NPT	0.302"-32NC	12	5 1/2	90
FXA-130	20					16		125
FXA-200	24	43	1 1/2 NPT	3/4 NPT	0.302"-32NC	20	5 1/4	210
FXA-300		55						225
FXA-400	30	49	2 NPT	3/4 NPT	0.302"-32NC	24	5 1/4	300
FXA-500		57						335
FXA-600		65						360
FXA-800L	32	76				28		475

Notes:

- Tanks are factory pre-charged at 40 psig and field adjustable.
- California code-sight glass is available upon request.
- Both top and bottom connections (C & D) access the bladder.
- Bottom connection C is intended to be used for main water supply connection. Top connection D can be used for auxiliary gauge, pressure switch, etc.
- Mounting clips are available upon request.
- U.S. Patent No. 8,633,825 B2



SINCE 1908
wessels
 company

101 Tank Street Greenwood, IN 46143
 P: 317-888-9800 F: 317-865-7411
 www.westank.com